


Feline Behavior Problem:

Aggression



Aggression in cats can be a complicated and upsetting problem for owners to solve. An aggressive cat can be very dangerous, especially toward children who may not be able to recognize the physical cues that are the warning signs of aggression. Additionally, cat bites and scratches are painful and can transmit disease.

The different types of aggression are not mutually exclusive. Your cat may show more than one type of aggression, and the problems may be more or less serious than those described below. However, some general principles apply to all types and levels of aggression:


1. Early intervention is best, before your cat's aggressive behavior becomes a habit.
2. Physical punishment, even a light tap on the nose, increases your cat's fear and anxiety. Some cats may even see it as a challenge, and become more aggressive.
3. Certain medications can help, but only in conjunction with behavior modification and environmental changes.
4. Recognizing the signs of aggression, and startling your cat without making physical contact are effective in curbing most aggression problems.
5. Whenever possible, avoid situations that increase your cat's aggression.
6. Separate cats that have aggression issues and re-introduce them slowly.
7. Food treats can be used to effectively reward non-aggressive behavior.

My cat is aggressive toward me and my other cat. What should I do? Because aggression may be caused by a medical problem, first take your cat to your veterinarian, who will perform a physical examination and appropriate diagnostic tests. Painful conditions, like arthritis and dental disease, as well as central nervous system conditions and hyperthyroidism, have all been implicated in aggression. Alleviation of underlying medical conditions often resolves the aggressive behavior.

Once medical causes have been ruled out, it is important to determine what kind of aggression your cat is displaying in order to formulate a management strategy, and ultimately, a solution.



My kitten sometimes bites and scratches me when we play. I know kittens love to play, but his/her attacks are painful. Biting and scratching during play are typical play aggression, a behavior most commonly observed in young cats and kittens. Kittens raised with littermates learn how to bite and scratch with reduced intensity, because play that is too rough causes pain to a playmate, resulting in either retaliation or the cessation of play. Consequently, play aggression is usually seen in kittens that were not raised with littermates or playmates, are under-stimulated, or lack appropriate play outlets.



Play aggression can usually be recognized in a kitten's body posture. The tail lashed back and forth, the ears flatten against the head, and the pupils (the black part of the eye) dilate. This sort of posture usually develops from normal play and is followed by biting and scratching. Kittens that stalk moving objects, like your hands or feet, are also displaying play aggression. Play aggressive cats often stalk or hide, then jump out and

attack you as you pass.

Try keeping a record of when this occurs to see if there is a pattern. You may learn, for example, that your kitten tends to hide under your bed and jump out as you're getting ready to go to sleep. By anticipating this, and encouraging play prior to the attack, you may be able to curb this behavior. A bell on a breakaway collar around your cat's neck clues you in to his/her whereabouts. You may need to deny him/her access to his/her favorite stalking places in order to stop this behavior.

Another management technique is to use noise deterrents, such as a human-generated hiss, or a blast from a compressed air canister. These must be used within the first few seconds of the onset of aggression to startle, rather than scare the cat, into ceasing his/her behavior. Do not physically punish your cat, even with a slight tap on the nose. The pain of being struck can lead to more aggressive behavior, and your kitten will learn to fear and avoid you. Additionally, any physical contact may be interpreted as play, which rewards your kitten's rambunctious behavior. Simply walking away and ignoring your kitten is much more effective; it teaches him or her that the consequence of rough play is no play.

All of your play objects should be at a distance from your hands, so your cat has no opportunity to bite or scratch you. For example:

1. Toss moving objects like ping-pong balls, walnuts, or aluminum foil balls for your cat to chase.
2. Provide climbing perches, scratching posts, and ball toys that deliver food when batted about.
3. Buy a fishing pole toy with feathers on the end to dangle in front of your cat.

My ordinary nice cat gets very agitated whenever anyone new comes into the house; he or she has even attacked some visitors. These are signs of fear aggression—a defensive behavior toward unfamiliar stimuli, like people, animals, and noises. Unpleasant experiences, like a trip to the veterinarian's office, may also trigger fear aggression. A cat displaying this sort of aggression hisses, bares his or her teeth, and crouches low with his or her tail and legs tucked under his or her body. His or her ears are flat against his or her head, his or her pupils are dilated, and his or her fur stands on end.

The management of this pattern involves identification and if possible, avoidance of fear eliciting stimuli. You can attempt a gradual desensitization program, in which your cat is exposed to such stimuli a safe distance away for short periods of time, then rewarded with food treats for non-aggressive behavior. For example, if your cat has a fear of men, a man might stand at a distance that does not trigger aggressive behavior in your cat. Your cat gets a treat for his or her calm demeanor. With each session, the man moves closer, and gradually, the cat learns to associate the man's presence with a tasty treat. There are important things not to do with a fear aggressive cat:

1. Do not console him or her. Kind words and petting communicate your approval of his

- or her inappropriate behavior.
2. Visitors to your home should not retreat or show fear in front of a aggressive cat, because this teaches the cat that his/her behavior can make unwanted visitors go away. Lack of attention is a better strategy.

My cat kills outside mice and birds. I worry that he will attack the pet

gerbil. A normal, instinctive desire to hunt prey, predatory aggression includes stalking, chasing, and attacking of rodents and birds. This behavior is inappropriate when directed toward humans, and can be disturbing when directed toward wildlife or small indoor pets.



A cat on the prowl shows hunting body postures. He slinks with a lowered head and a twitching tail, and lunges when the prey is within reach. Because this behavior is instinctive, it is especially hard to control. There are, however, some effective management strategies.

If your cat shows predatory aggression toward indoor pets like gerbils, hamsters, or pet birds, it is wise to deny him access to those animals. If you do not want your cat to hunt wildlife, consider keeping him or her indoors. Some wildlife can also be deterred from your property by removing bird feeders and using tightly sealed garbage containers.

Putting a bell on a breakaway collar around your cat's neck so you know his/her whereabouts can help foil his or her sneak attacks on people. Take precautions with infants and toddlers, who are especially vulnerable to predatory aggression.

My arthritic cat growls and hisses when I pick him or her up to give her medication. I don't want to hurt her, or be hurt, but I have to give her pills. A cat that dislikes being touched in a painful area may display pain-induced aggression in an attempt to stop you from handling him or her. This behavior can also be associated with past trauma. For example, a cat whose tail was once caught in a door may continue to resent any touching of his or her tail long after the pain is gone.

Resolving or alleviating the pain is the best way to manage this problem. However, like the arthritic cat described above, you may need to handle a cat in pain in order to treat him or her. If so, handle him or her as gently as possible, wear gloves if necessary, and give he or she food treats so that he or she associates your touch with a tasty reward. If she acts aggressive while you are handling him or her, do not reward him or her with kind words or petting; this demonstrates that aggressive behavior is acceptable. Finally, ask your veterinarian about medications that can help your cat cope with his or her pain.

Sometimes when I approach my cat while he or she is on the windowsill looking outside, he or she turns around and swats at me, unprovoked. Why? Redirected aggression typically occurs when a cat is aroused by one stimulus, but another pet or person intervenes. In the example above, a bird outside the window may have stimulated the cat, but the unsuspecting owner became the recipient of the lashing instead. A cat exhibiting redirected aggression may growl and pace; his or her hair stands on end, his or her tail swishes, and his or her pupils dilate.

Avoid the cat until he is calm. Interaction can lead to injury, and any attention, including

punishment, may encourage his or her behavior. You may have to gently herd your cat to a quiet, dark room for a “time out;” if necessary, use a thick, folded blanket or a board to protect yourself from injury. Periodically, enter the room, turn on the light and put down a bowl of food. If your cat is still aggressive, turn the light off and leave. If he or she is calm, pet and praise him or her.

If your cat has exhibited redirected aggression toward another cat in the house, re-introduce the two cats slowly, once the aggressor has calmed. Place the cats on opposite ends of the room and feed them; if necessary, you can place each cat in a carrier to ensure their safety. This will allow both cats to associate food with the other’s presence. Such behavior modification techniques are important for maintaining household harmony; if severe redirected aggression occurs regularly, your two cats will learn to fight whenever they are together.

You may be able to prevent your cat’s redirected aggression if you can identify the stimulus that sets him or her off. However, if the stimulus is an outdoor noise, smell, or sight, you may have to block your cat’s exposure to the outside world. You can install electronic mats that deliver a harmless, mild shock, or just put sticky tape on your windowsills. Window blinds are also effective deterrents. You can discourage outdoor animals from coming near your house by installing motion activated sprinklers, removing bird feeders, and using well-sealed garbage containers.

Finally, you can interrupt redirected aggression between cats by immediately startling them with a water gun or shaking a jar of pennies. This sort of remote punishment keeps you from getting hurt, and if consistent, may discourage further attacks.

My cat begs for attention, but when I pet him for too long, he lashes out and runs away. A cat exhibiting petting-induced aggression will usually seek out attention, but at some point while being petted, he acts as though he had too much, and he attacks.


Although a tensed body, flattened ears, and lashing tail are typical of the warning signs a cat gives before an attack, cat owners must learn to recognize signs that are particular to his or her cat. Young children are especially at risk because they may be unable to read a cat’s body language.



To manage this problem, examine the ways in which you handle your cat. Try holding or touching your cat only when he or she seeks you out; avoid any uninvited handling, physical punishment, or picking up your cat when he is eating. When petting your cat, do not use physical restraint; this can increase his or her anxiety.

You can systematically discourage your cat's petting-induced aggression with the following tactics: Entice your cat onto your lap with a tasty treat, and lightly stroke him or her. Well before you detect his or her aggressive warning signs, place him or her on the floor with a treat to reward his or her peaceful behavior. Gradually increase the length of time you spend petting him or her, and he or she will learn that calm interactions are followed by treats.

The hardest part of dealing with petting induced aggression is accepting that your cat has limits to what he or she will tolerate. Yours may never be a cuddly cat, but he or she can learn to interact without violence.



Our cat growls and hisses when we try to move her off our bed, although he or she constantly seeks out attention. This cat is attempting to control this situation through status-induced aggression. Other examples include cats that block doorways, or solicit attention from their owner or another cat by biting or swatting them as they pass, often with unsheathed claws. The signs of this kind of aggression include tail swishing, flattened ears, and dilated pupils, growling, and hissing.

To manage this cat, the owners must ignore the cat's demands for play, food and attention; such rewards must only be given when the cat is relaxed. A relaxed cat holds his or her tail up, has normal sized pupils, and does not swat. Owners should never physically punish their cat; even a harmless tap on the nose may be viewed as a challenge and the cat may become even more aggressive. The most effective reaction to status induced aggression is to ignore that cat completely.

We took in a pregnant stray cat that recently gave birth. The mother cat gets very agitated and hisses if we try to approach her or the kittens. The mother cat has maternal aggression. This behavior usually subsides as the kitten's age. In the meantime, it is best to provide a low stress environment, keep visitors to a minimum, and avoid approaching or handling either the mother or her kittens if you are met with maternal aggression.

If you must handle the mother cat during this time, she can be muzzled or gently restrained. If the kittens need to be held try to entice the mother away with some tasty food.

Our two male cats wake us up fighting and hissing. Male cats are often involved in inter-cat aggression, which usually erupts as one cat reaches social maturity at two to four years of age. Although this type of aggression is usually seen in males due to hormonal-driven competition for mates, it can occur between cats of any sex when territorial conflicts occur. Such cats exhibit the typical signs of aggression: flattened ears, puff up hair, hissing, and howling.

Because there is a hormonal component, the first step toward alleviating this aggression is to neuter or spay all cats involved. If this has already been done, the cats should be separated each with their

own food, water, and litter box, whenever they are unsupervised. When you are monitoring them, they should be rewarded with treats for peaceful interactions. Put distinct sounding bells on breakaway collars on each cat so that you know their whereabouts. Immediately startle them with a loud noise or a squirt from a water gun whenever they behave aggressively.



My cat has been very nasty toward the new cat I just brought home. They have violent interactions and I worry that they will hurt each other. Cats tend to defend their territory by exhibiting territorial aggression when a new cat is added to the household, and even when a resident cat returns from a hospital stay bearing unfamiliar smells. Owners often observe the territorial aggressive cat swatting, chasing, and attacking the new or returning cat.

The most effective management of territorial aggression is to prevent it from occurring when first bringing home a new cat. However, the following steps can be taken even if you have already introduced a new cat and your cats are brawling. All of the following steps should be taken slowly; rushed introductions are the most common cause of failure.

1. Your new cat should be confined to his or her own room with litter, food, and water. The two cats should be able to smell and hear each other through the closed door, but there should be no physical contact.
2. After a few days, switch positions of the cats. Allow your cat to investigate the smells of the newcomer, while the new cat explores the house and the scent of his new playmate. Expect some hissing. Switch them back after they have had some time to explore.
3. The next step is place them on opposite ends of the same room, either in carriers or restrained with harnesses and leashes. Both cats should be fed, so that they learn to associate the pleasure of eating with each other's presence. If the cats won't eat, or seem anxious or aggressive, they are probably too close together. However, if they eat and seem relaxed, they can be moved closer together at the next feeding session.
4. The final step is to release them from their carriers and feed them, still keeping them far apart. Monitor them for anxiety and aggression.
5. This whole process can proceed only as quickly as your cats allow, and can take weeks or even months. Signs of anxiety or aggression usually indicate that the introductions are proceeding too quickly.

If the territorial aggression still cannot be controlled, your veterinarian may prescribe medication for both the aggressor and the victim. Keep in mind that medication is only part of the solution; it must be used in conjunction with slow introductions and consistent rewards for peaceful behavior.